
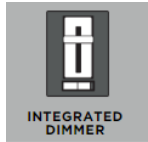
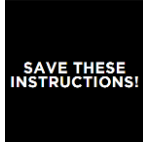



LUCIA OUTDOOR LARGE FLOOR LAMP

700OPRTLUC92762

General Product Information:



WARRANTY



FCC STATEMENT

Safety Information

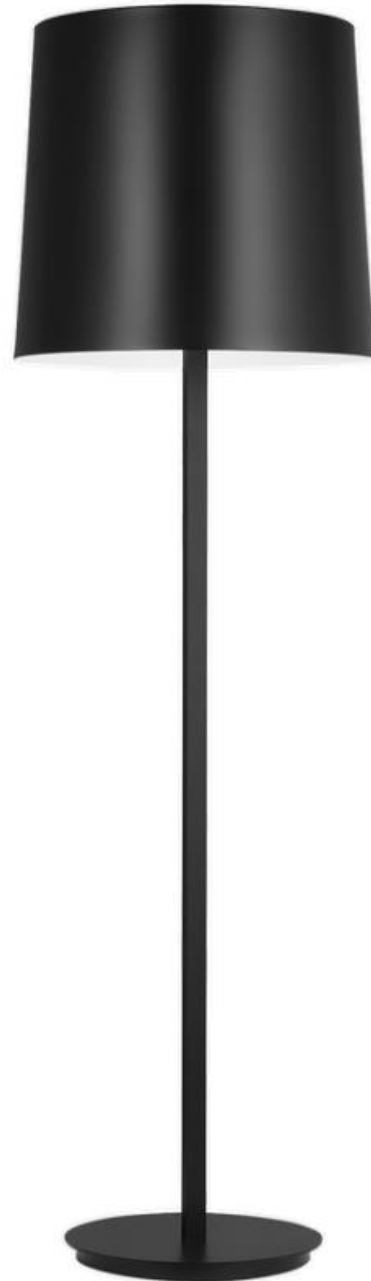
IMPORTANT SAFETY INSTRUCTIONS

This portable lamp has a polarized plug (one blade is wide than the other) as a safety feature to reduce the risk of electric shock. This plug will fit in a polarized outlet only one way. If the plug does not fit fully in the outlet, reverse the plug. If it still does not fit, contact a qualified electrician. Never use with an extension cord unless plug can be fully inserted. Do not attempt to defeat this safety feature.

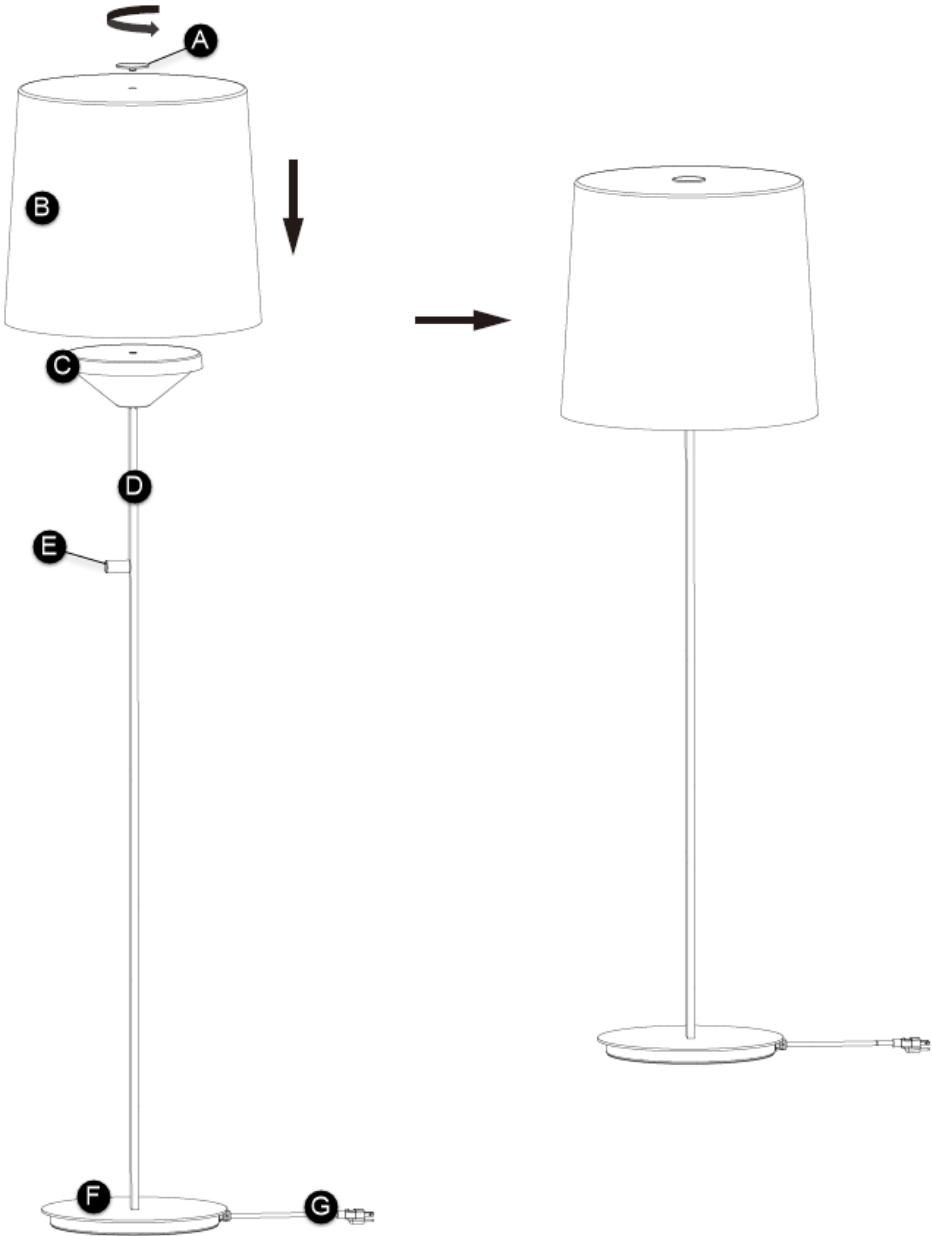


Turn off electrical current at the source before working with any lighting fixture or portable lamp.

Install and use this product in adherence with local electrical codes and regulations.



LAMP PARTS	
A.	Finial
B.	Shade
C.	Integrated LED Lamp Assembly
D.	Stem
E.	On/Off Light Switch
F.	Power Cord with Polarized Plug



INSTRUCTIONS

1. Carefully unbox and examine all the items included in the packaging of the lamp.
2. Place the shade on top of the LED lamp assembly and secure it with the finial.
3. Plug the lamp into a working electrical socket.
4. Use the light switch to turn the lamp on/off to test for proper functioning.