


X Conductive Connectors



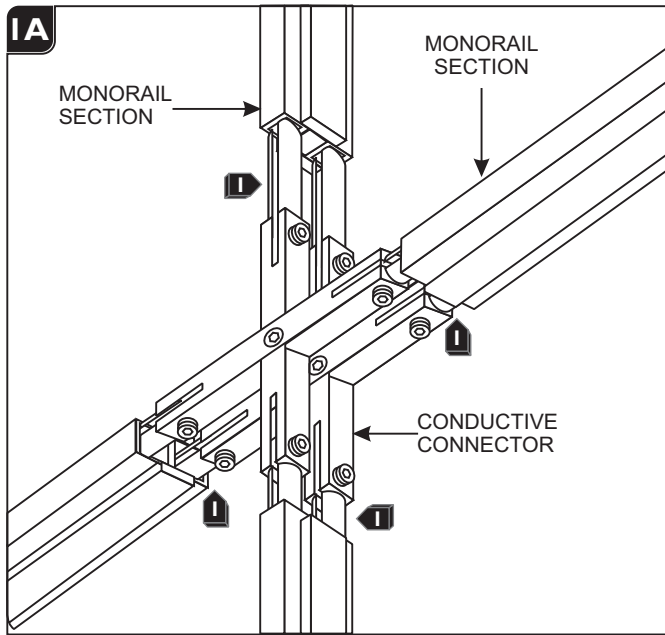
MONORAIL

GENERAL PRODUCT INFORMATION:

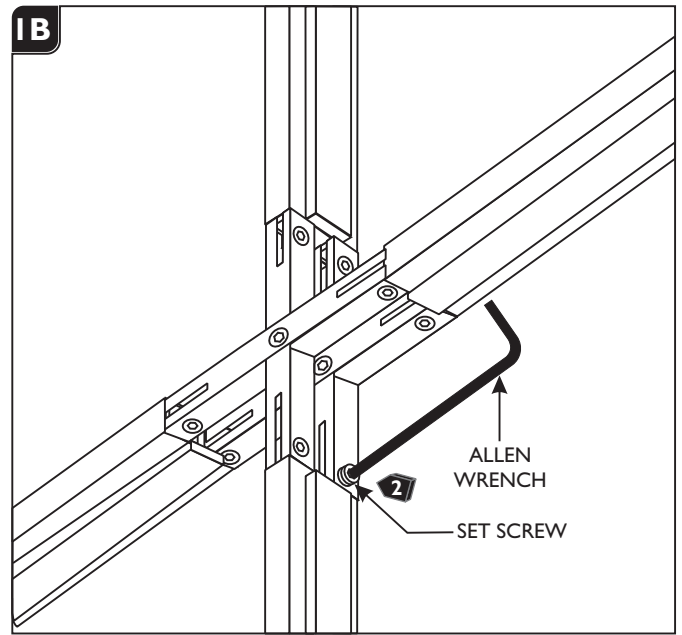
This product is suitable for dry locations only.



Install the Conductive Connectors



1 Push the four Monorail sections completely onto the three X conductive connectors.



2 Tighten all the set screws with the Allen wrench provided. Make sure all set screw connections are tight for a proper power connection and to prevent heat build up.

SAVE THESE INSTRUCTIONS!



7400 Linder Ave, Skokie, IL 60077
847.410.4400

www.techlighting.com

© 2020 Tech Lighting, L.L.C. All rights reserved.
Visual Comfort & Co.