

# Horizontal Turn

700PRTC6\_

1.6



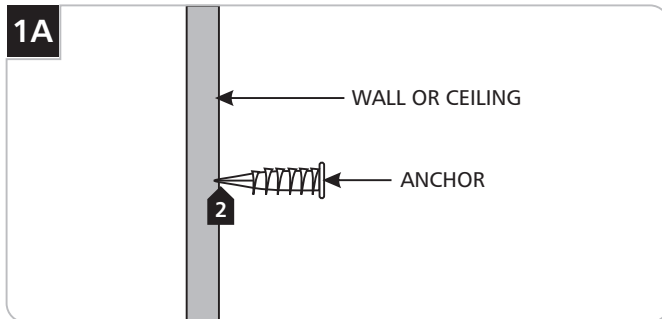
## WALL SUPPORTS

### GENERAL PRODUCT INFORMATION:

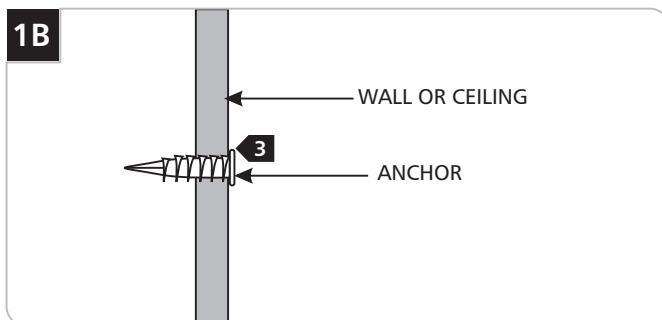


This product is suitable for indoor dry locations only.

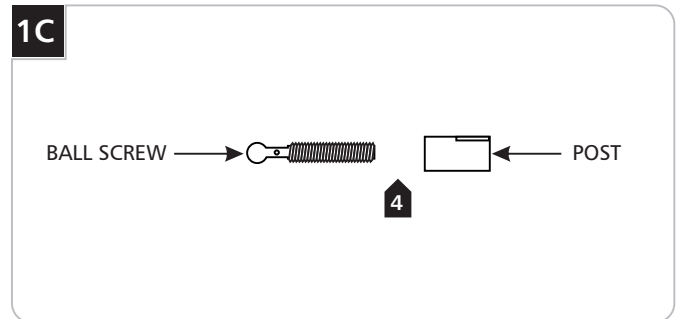
This product should be used with Tech Lighting Kable Lite system only.



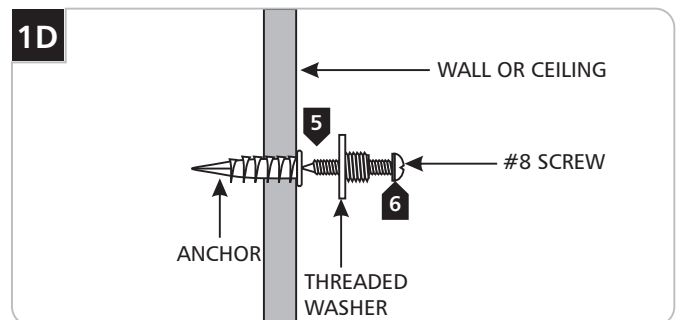
- 1 Mark the location of the horizontal turn onto the wall or ceiling.
- 2 With a hammer tap the anchor at the marked point up to the threaded portion.



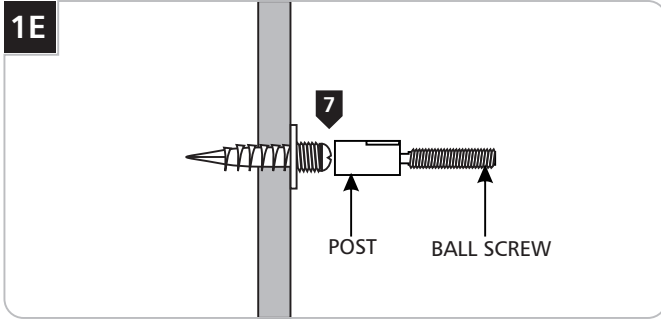
- 3 Screw the anchor in the rest of the way with a Phillips screwdriver.



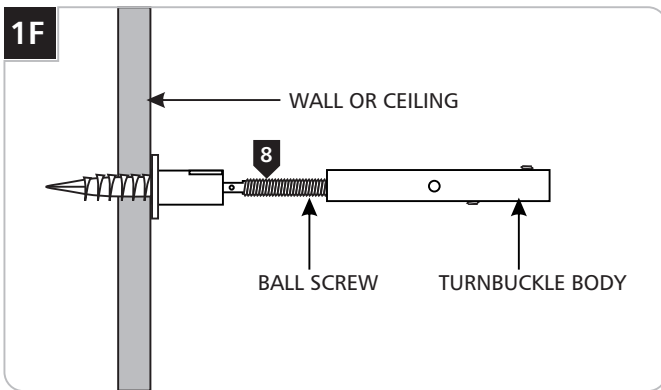
- 4 Insert the ball screw through the post.



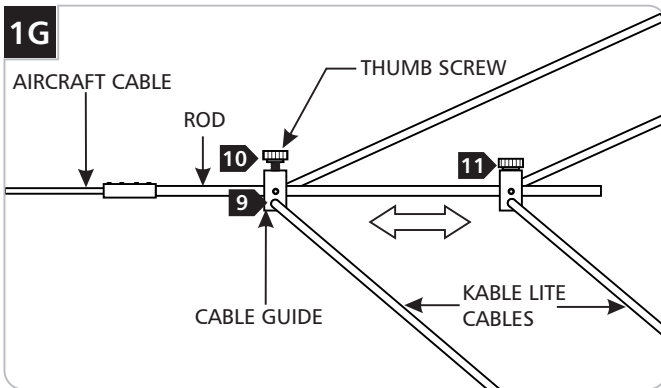
- 5 Place the #8 screw through the threaded washer.
- 6 Screw the #8 screw into the anchor.



**7** Screw the post with the ball screw onto the threaded washer.



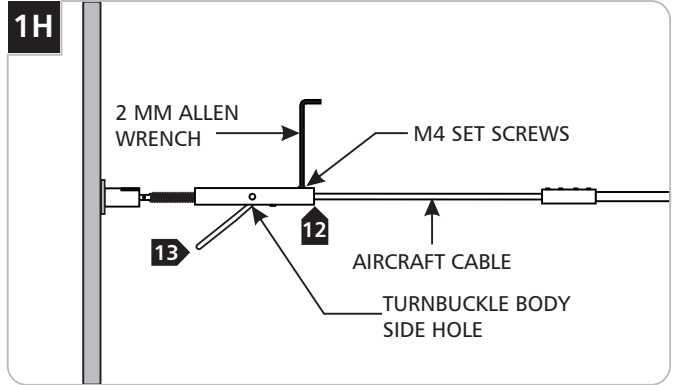
**8** Screw the turnbuckle body to the ball screw.



**9** Feed the Kable Lite cables coming from one set of turnbuckles (refer to the instruction provided with the corresponding turnbuckle) through the cable guides hole and into the other set of the Kable Lite turnbuckles.

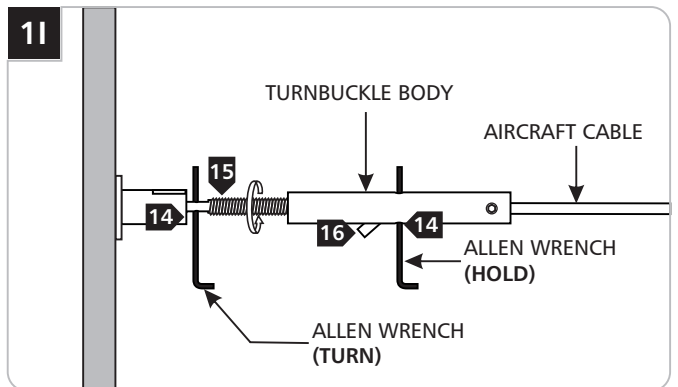
**10** Adjust the cable guides on the rod to match the Kable Lite cable separation by loosening the thumb screw and sliding the cable guides to the proper position.

**11** After adjusting the cable guide, tighten the thumb screws.



**12** Insert the aircraft cable coming from the supporter into the turnbuckle body.

**13** Pull the aircraft cable from turnbuckle body side hole taut and tighten the M4 set screws on the turnbuckle with 2MM Allen wrench.



**14** After the Kable Lite cables are taut (refer to the corresponding Kable Lite turnbuckle instruction), insert one Allen wrench into the turnbuckle body center hole and the other one into the ball screw hole.

**15** Hold the turnbuckle Allen wrench and turn the ball screw Allen wrench counterclockwise to hold the supporter in position and tension.

**16** Trim off the excess aircraft cable.

## SAVE THESE INSTRUCTIONS!



**TECH LIGHTING®**

7400 Linder Ave, Skokie, IL 60077

847.410.4400

[www.techlighting.com](http://www.techlighting.com)

© 2008 Tech Lighting, L.L.C. All rights reserved. The "Tech Lighting" graphic is a registered trademark of Tech Lighting, L.L.C. Tech Lighting reserves the right to change specifications for product improvements without notification.

A Generation Brands Company